



# Downtown Community Survey Results

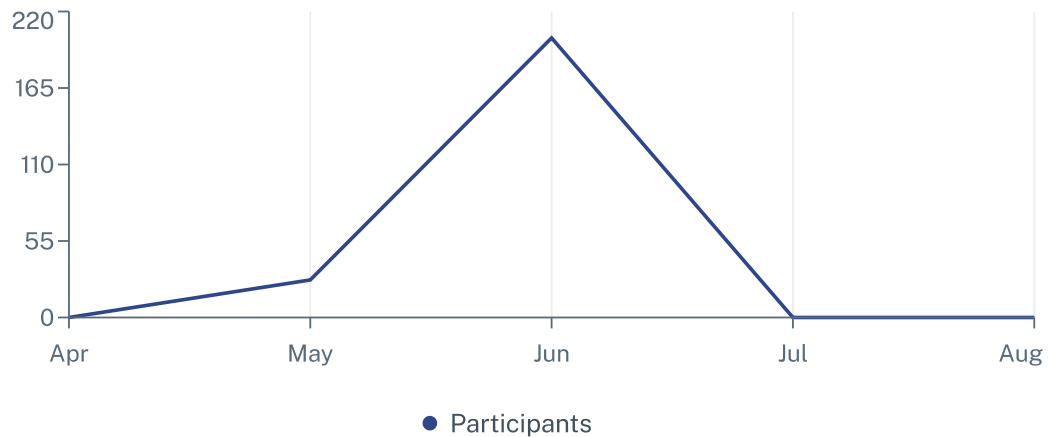
## Participants timeline

Total participants

228

Participation rate ⓘ

28%



## What do you enjoy most about Downtown Bothell today?

229/229 - Long answer - required

Most respondents highlighted the restaurants as what they enjoy most about Downtown Bothell, with many specifically mentioning the variety and quality of dining options. Walkability and the ability to easily get around on foot were also frequently mentioned. Parks, especially Bothell Landing Park, were noted as valued features. Some respondents appreciated the small-town feel and the presence of local businesses rather than large commercial chains. The sense of community was also mentioned as a positive aspect. Overall, dining, walkability, parks, and a local, community-oriented atmosphere are the most valued aspects of Downtown Bothell according to these responses.

## What are some things you would change or improve about Downtown?

229/229 - Long answer - required

Parking is the most frequently mentioned concern, with many respondents highlighting a lack of adequate parking, especially as new apartment buildings are constructed without sufficient parking for residents and visitors. This issue is linked to the loss of restaurants and businesses, as visitors are deterred by the difficulty of finding parking.

A lack of community gathering spaces and green areas is also a common theme, with several respondents noting there are few or no places to sit, relax, or enjoy the downtown core. There is also a desire for more kid-friendly areas and public gathering places.

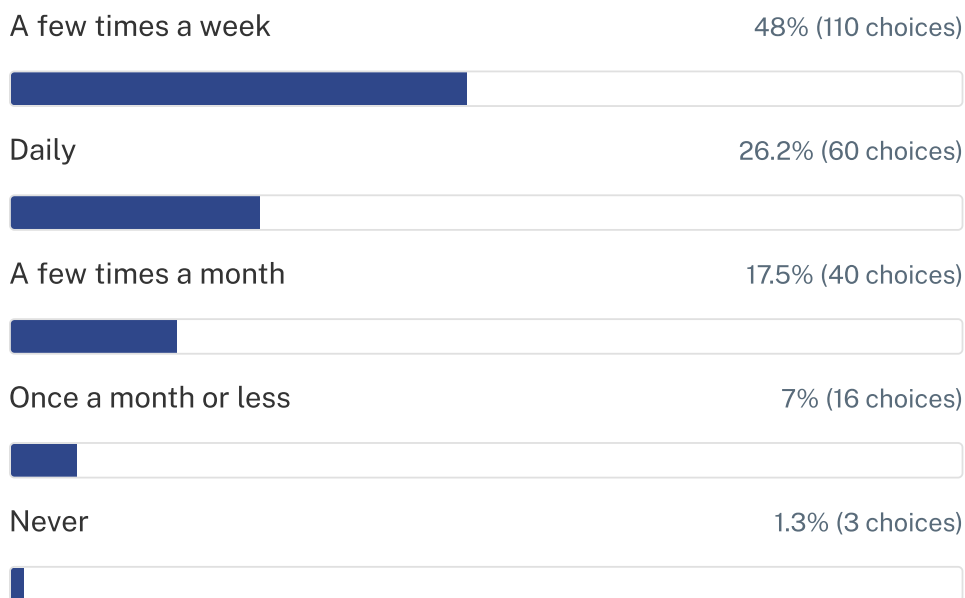
Many respondents want more restaurants, food options, small businesses, and retail stores, rather than offices or high-rise housing without ground-floor retail. Specific mentions include the need for coffee shops, delis, corner markets, and more diverse food options.

Improved public transportation is mentioned as a need, especially in light of increased housing density and the current inadequacy of transit connections to Seattle.

Overall, the main trends are concerns about parking shortages, a lack of public and green spaces, and a desire for more vibrant retail and dining options in downtown.

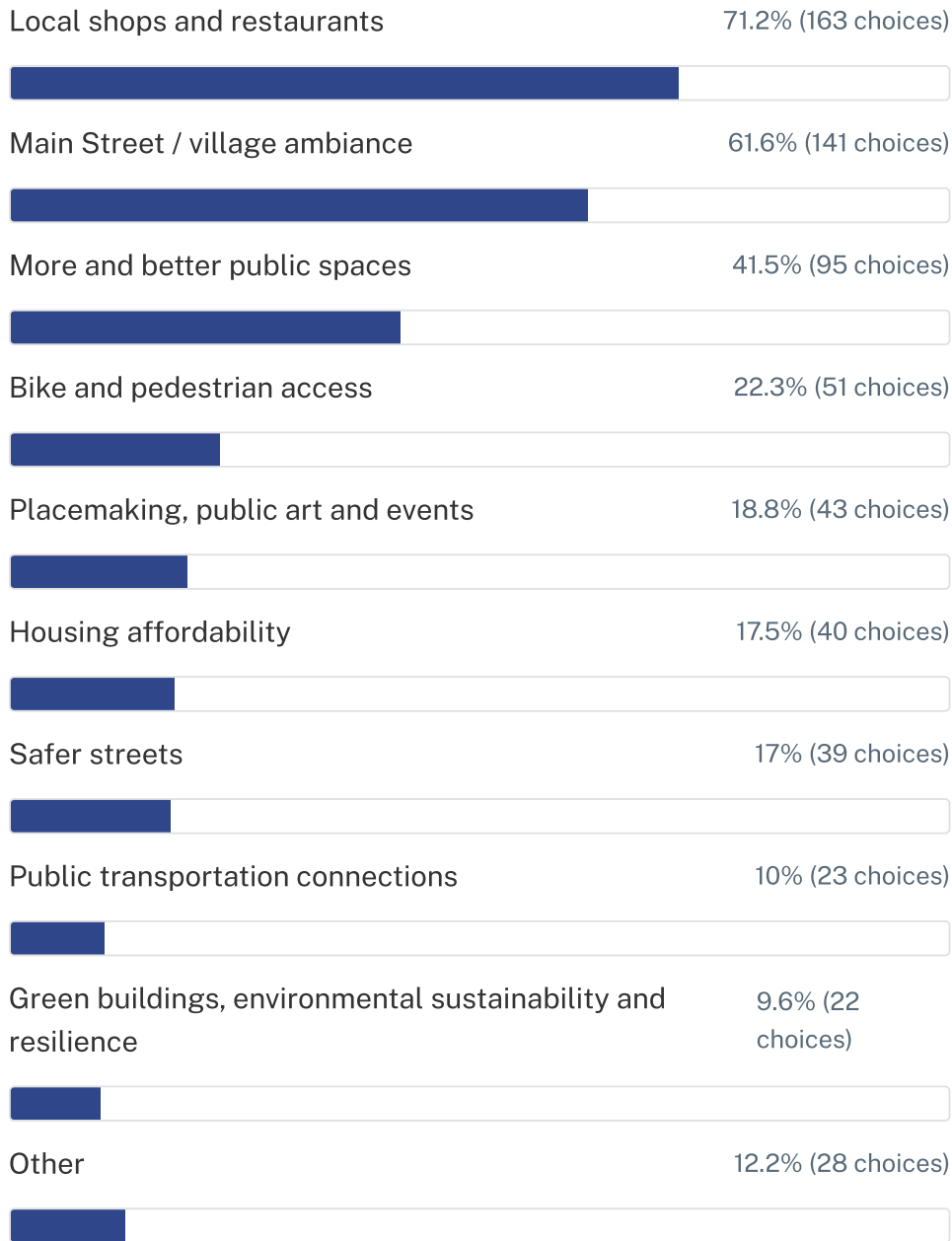
## How often do you visit Downtown Bothell?

229/229 - Multiple choice - choose one - required



## Which of the following are most important to you when thinking about Downtown's future? (select up to 3)

229/229 - Multiple choice - choose many - required



## What is your connection to Downtown Bothell? (select all that apply)

229/229 - Multiple choice - choose many - required

I visit for shopping, dining, or events 73.8% (169 choices)



I'm just interested in the future of Bothell 41% (94 choices)



I live in Downtown 36.7% (84 choices)




I work in Downtown 7% (16 choices)



I own a business in Downtown 3.1% (7 choices)



I go to school in Downtown 3.1% (7 choices)

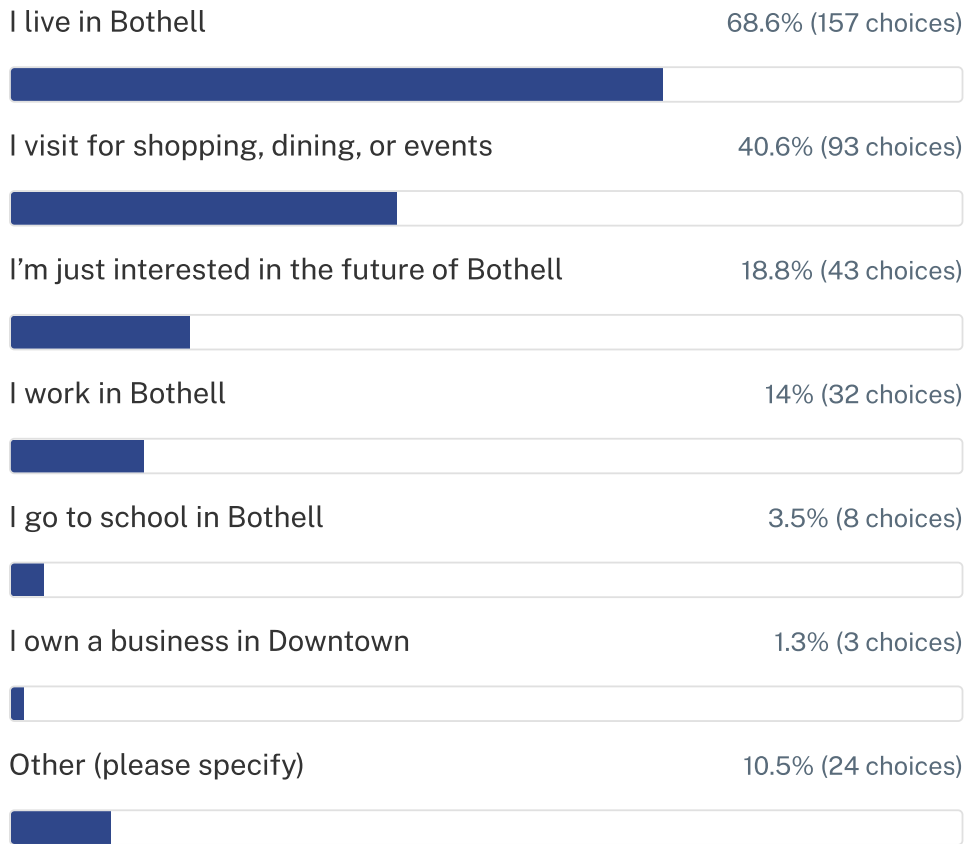


Other 15.7% (36 choices)



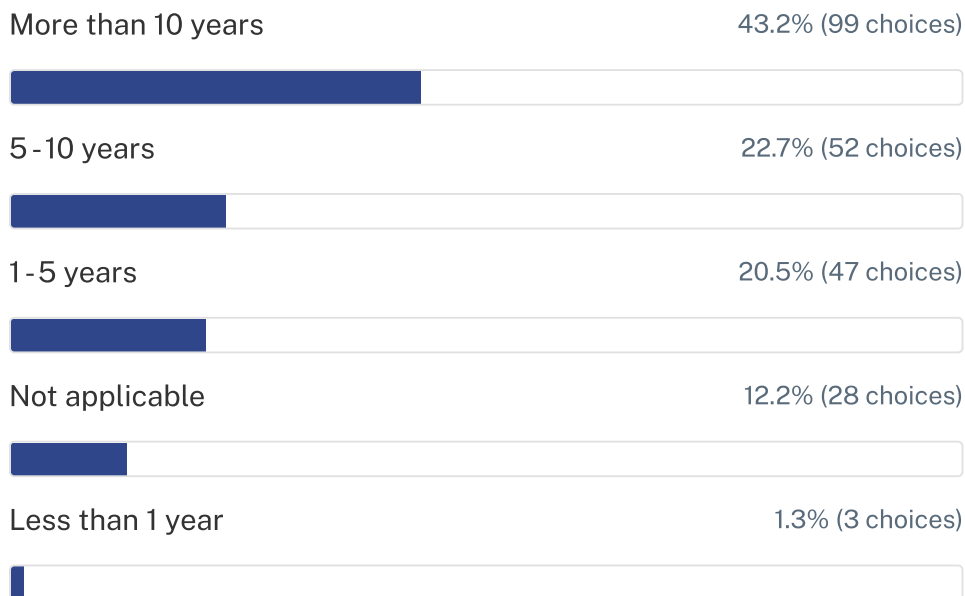
## What is your connection to the city of Bothell? (select all that apply)

229/229 - Multiple choice - choose many - required



## How many years have you lived in Bothell?

229/229 - Multiple choice - choose one - required



## What is your gender?

229/229 - Multiple choice - choose one - required

Woman 55.9% (128 choices)



Man 35.4% (81 choices)



I prefer not to respond 7% (16 choices)



Nonbinary / Genderfluid 1.7% (4 choices)



Not listed (please specify) 0% (0 choices)



## How would you best describe yourself? (choose all that apply)

229/229 - Multiple choice - choose many - required

White or Caucasian 66.4% (152 choices)



I prefer not to respond 15.7% (36 choices)



Asian or Asian American 7% (16 choices)



Two or more 5.2% (12 choices)



Hispanic, Latina/a, Latine, or Latinx 4.8% (11 choices)



Black or African American 2.6% (6 choices)



Native Hawaiian or Pacific Islander 0.4% (1 choice)



Not Listed (please specify) 0.9% (2 choices)



English


## Is English the primary language spoken in your home?

229/229 - Multiple choice - choose one - required

Yes 90% (206 choices)



Prefer not to answer 5.2% (12 choices)



No 4.8% (11 choices)




## What languages are spoken in your home? (Select all that apply)

229/229 - Multiple choice - choose many - required

English 82.1% (188 choices)




Spanish 7% (16 choices)



Prefer not to answer) 6.1% (14 choices)



French 1.7% (4 choices)



Cantonese/Chinese/Mandarin 1.3% (3 choices)



Hindi 1.3% (3 choices)



Japanese 1.3% (3 choices)




Vietnamese 1.3% (3 choices)



Russian 0.9% (2 choices)




Korean 0.4% (1 choice)



Persian 0.4% (1 choice)



Tagalog 0% (0 choices)



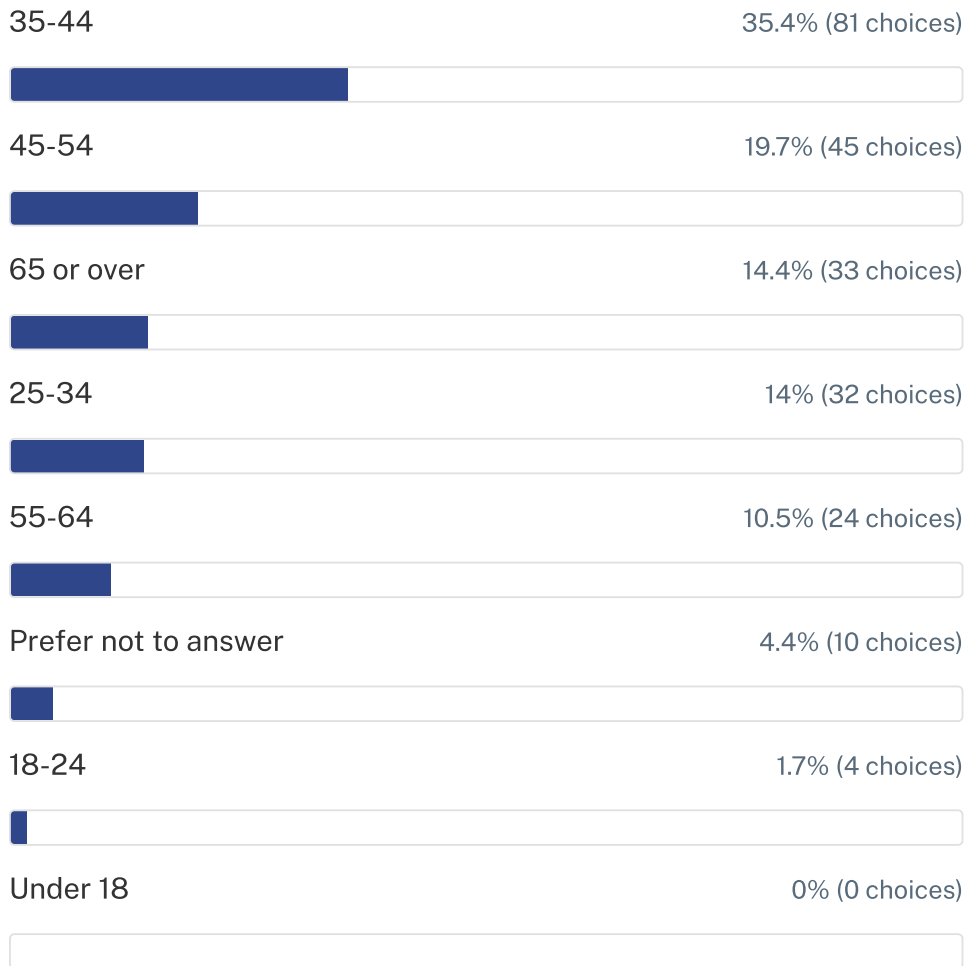
Other (please specify) 9.2% (21 choices)



English

## Which of the following categories does your age fall into?

229/229 - Multiple choice - choose one - required



## What is the highest degree or level of education you have completed?

229/229 - Multiple choice - choose one - required

Graduate or professional degree 39.3% (90 choices)




Bachelor's degree 38% (87 choices)




Completed some college 6.6% (15 choices)




I prefer not to answer 5.2% (12 choices)




Associate degree 4.8% (11 choices)




Completed some postgraduate 3.9% (9 choices)



High school graduate 2.2% (5 choices)



Less than high school 0% (0 choices)



## What is your approximate average household income?

229/229 - Multiple choice - choose one - required

\$200,000 and up 29.3% (67 choices)




I prefer not to answer 25.8% (59 choices)




\$100,000 - \$124,999 8.7% (20 choices)



\$150,000 - \$174,999 8.3% (19 choices)




\$75,000 - \$99,999 7% (16 choices)



\$125,000 - \$149,999 6.1% (14 choices)




\$175,000 - \$199,999 6.1% (14 choices)




\$50,000 - \$74,999 4.4% (10 choices)



\$25,000 - \$49,999 3.5% (8 choices)

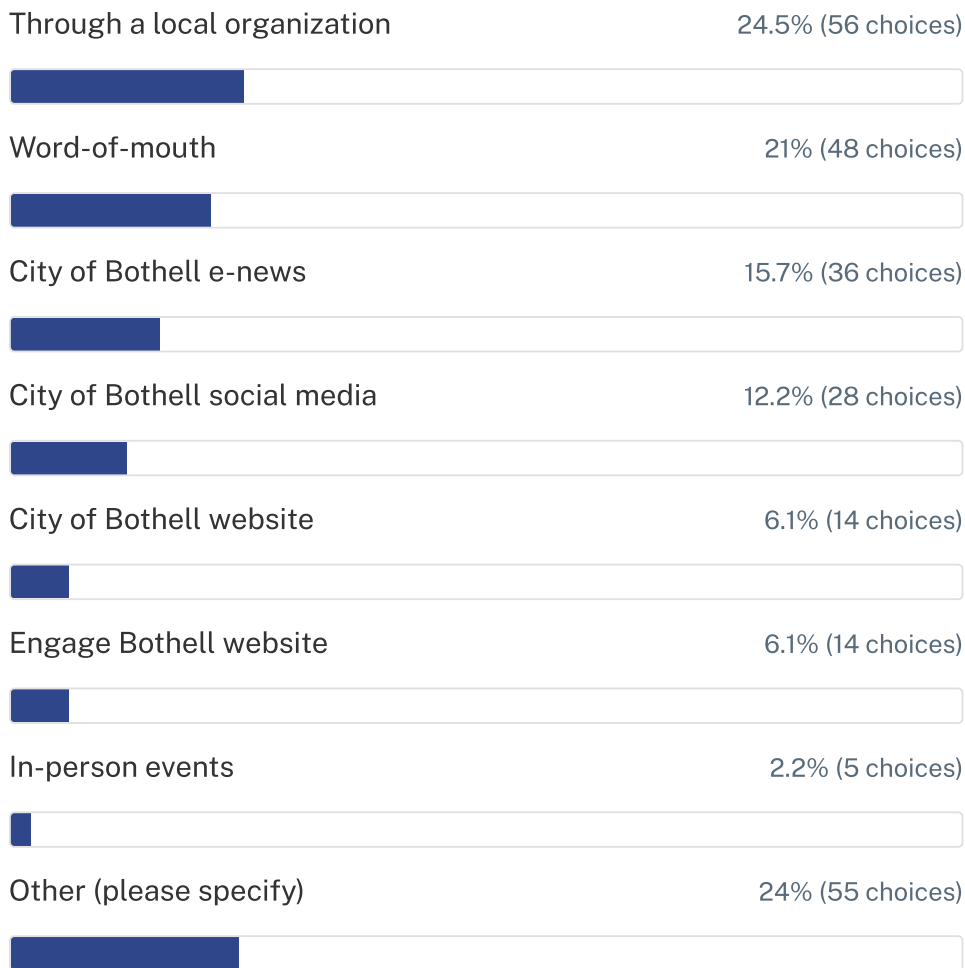


Less than \$25,000 0.9% (2 choices)



## How did you hear about this survey?

229/229 - Multiple choice - choose many - required



## Are you interested in receiving updates about Downtown Subarea Plan Update engagement opportunities?

229/229 - Multiple choice - choose many - required

