



Bothell UFMP Survey Results

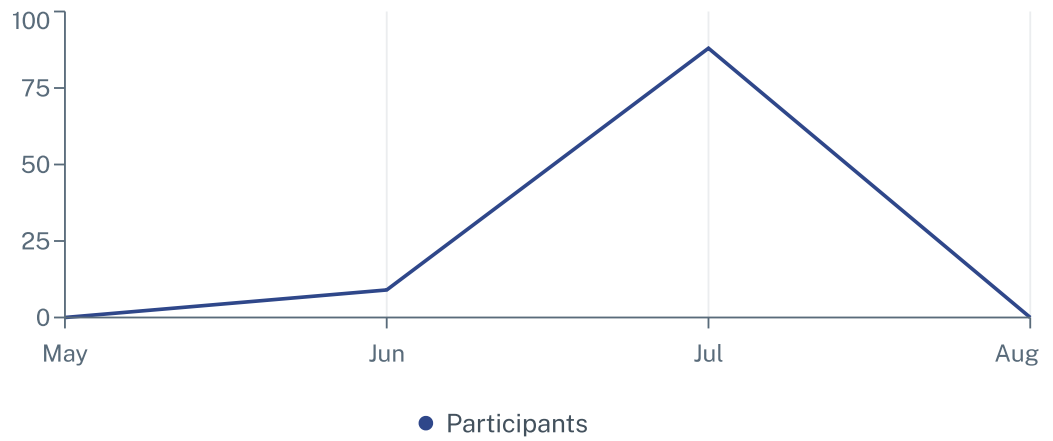
Participants timeline

Total participants

97

Participation rate ⓘ

29%



What is your relationship or experience with trees in Bothell? Think of how you have interacted with trees on private property (e.g., your trees, neighbor's trees, trees in a business parking lot) or on public property (e.g., trees along streets and in parks). Have you done any of the following?

97/97 - Multiple choice - choose many - required

Looked at trees on my walk, ride, and/or commute 93.8% (91 choices)



Sat or parked under the shade of a tree 89.7% (87 choices)



Cared for my own trees (watered, pruned, mulched, etc.) 87.6% (85 choices)



Planted a tree in my yard 72.2% (70 choices)



Harvested fruit or nuts from a tree 44.3% (43 choices)



Climbed a tree for fun 44.3% (43 choices)



Removed a tree from my property or requested the removal of a tree 43.3% (42 choices)



Organized or attended a tree-related event (forest restoration event, tree care class, etc.) 35.1% (34 choices)



Worked in a job where I cared for, sold, or planted trees 8.2% (8 choices)



Other 9.3% (9 choices)



How many large trees can you see from where you live?

97/97 - Multiple choice - choose one - required

More than three 97.9% (95 choices)




No large trees, but one or more smaller trees 2.1% (2 choices)



Less than three 0% (0 choices)

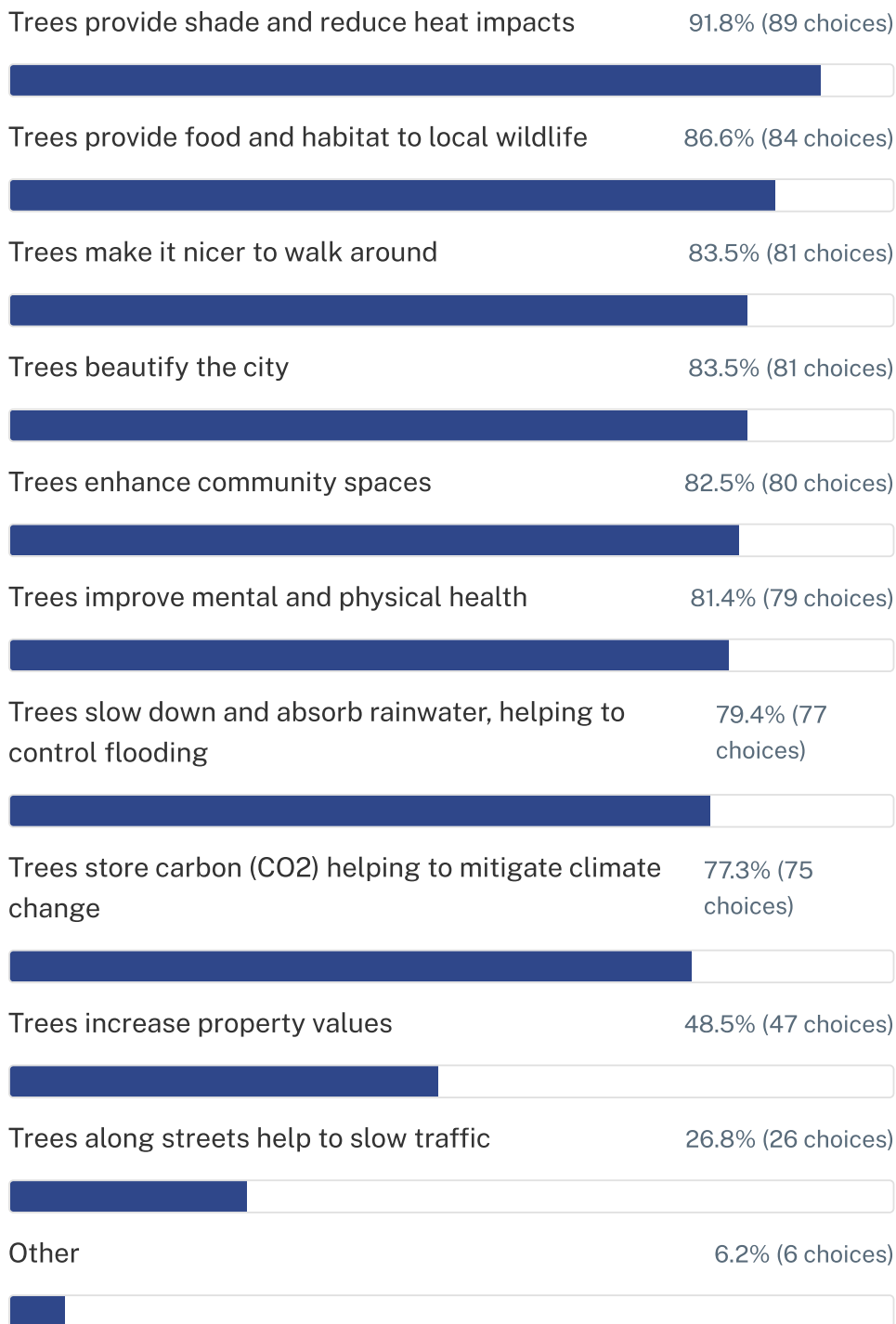


I cannot see any trees from where I live 0% (0 choices)



The thing(s) I appreciate most about trees in Bothell is...

97/97 - Multiple choice - choose many - required



The thing(s) I find most challenging about the trees in Bothell is...

97/97 - Multiple choice - choose many - required

Tree roots can damage sidewalks and create tripping hazards 43.3% (42 choices)



Tree roots interfere with underground pipes and utilities causing disruptions 39.2% (38 choices)



Cleaning up cones, flowers or leaves is difficult and time consuming 25.8% (25 choices)



I have concerns about the risk trees may pose to my home / family 24.7% (24 choices)



They are expensive to maintain properly 18.6% (18 choices)



Trees can block storefronts or signs, making it harder for businesses to be seen 13.4% (13 choices)




Other 29.9% (29 choices)



Do you think the overall health and quality of Bothell's trees have improved, stayed the same, or declined in the last 10 years?

97/97 - Multiple choice - choose one - required

Declined 46.4% (45 choices)



Unsure 23.7% (23 choices)



Stayed the same 16.5% (16 choices)



Improved 13.4% (13 choices)



Where should Bothell focus our efforts when it comes to managing existing trees and/or planting more trees on PUBLIC property?

97/97 - Ranking - required

#1	Maintain or increase current canopy cover to ensure that trees provide shade and reduce surface temperatures where I live, work, and play	#2.2 average
#2	Preserve and increase trees in neighborhoods with fewer trees and/or buffer neighborhoods from Highway 522 or I-405.	#3.1 average
#3	Seek to acquire, preserve, and enhance open space areas.	#3.7 average
#4	Create a city program that proactively maintains our public trees for safety and to maximize the benefits they provide	#3.8 average
#5	Implement policies that ensure our existing and new trees will be less vulnerable to diseases, pests and climate change impacts	#4.4 average
#6	Provide more volunteer opportunities to plant and care for trees in my neighborhood	#5.3 average
#7	Provide more volunteer opportunities to plant and care for trees in our parks and public lands	#5.5 average

Where should Bothell focus our efforts when it comes to managing existing trees and/or planting more trees on PRIVATE property?

97/97 - Ranking - required

#1	Provide incentives to builders who retain a minimum number of existing trees on properties undergoing development	#2.9 average
#2	Provide incentives to property owners for keeping or planting trees on their property	#3.2 average
#3	Establish planting minimums for properties undergoing development	#3.4 average
#4	Create a program to assist developers design for the retention of existing trees.	#4.1 average
#5	Provide residents with free trees or tree vouchers for discounted trees at local nurseries	#4.3 average
#6	Create a program to assist residents with the costs of caring for their trees	#5.7 average
#7	Create a program to assist residents with the work of caring for their trees	#6.2 average
#8	Provide educational materials for residents about trees and their care (e.g., tree lists, pest or disease information, guides on different types of tree care)	#6.3 average

What best describes your vision for the future of Bothell's urban forest?

97/97 - Multiple choice - choose one - required

Increasing the number of trees 69.1% (67 choices)




Maintaining the existing trees 24.7% (24 choices)



Reducing the total number of trees 0% (0 choices)



Other 6.2% (6 choices)



To achieve your vision for the urban forest, which may include increasing the number of trees in the City, where should the Bothell community prioritize more trees?

97/97 - Multiple choice - choose one - required

Parks, greenways, and other public spaces 36.1% (35 choices)



Along streams and buffer areas 30.9% (30 choices)



Street trees 13.4% (13 choices)



Commercial/industrial areas 8.2% (8 choices)



Private residential property 7.2% (7 choices)

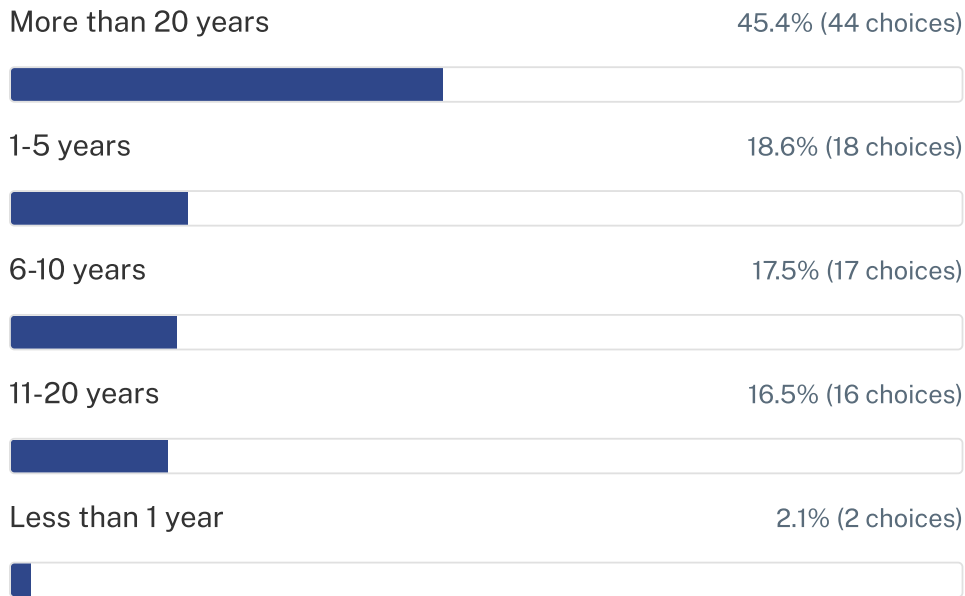


School/campus areas 4.1% (4 choices)



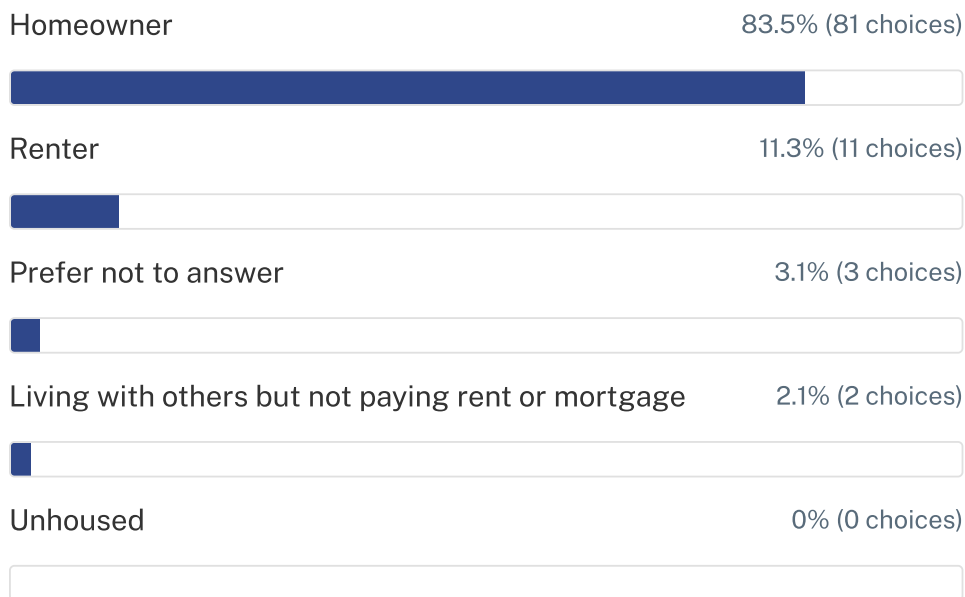
How long have you lived in Bothell

97/97 - Multiple choice - choose one - required



Which of the following best describes your current housing situation?

97/97 - Multiple choice - choose one - required




I have room to plant trees on my property, but I choose not to because:

78/97 - Multiple choice - choose many - optional

Not applicable 43.3% (42 choices)



No answer 19.6% (19 choices)



Trees are expensive to buy, water and maintain 13.4% (13 choices)



I do not want to deal with the risk or expense of managing a tree when it gets bigger 7.2% (7 choices)




I don't know where to start (lack of information/knowledge) 5.2% (5 choices)



I want to use my yard for other things (gardening, recreation, etc.) 4.1% (4 choices)



I do not want to block my view or my neighbors view 4.1% (4 choices)



I do not want my home or yard to be shaded 2.1% (2 choices)



I do not want to cause problems with my neighbor(s) 1% (1 choice)



Other 20.6% (20 choices)



I want to plant trees on my property, but haven't yet because:

67/97 - Multiple choice - choose many - optional

Not applicable 41.2% (40 choices)



No answer 30.9% (30 choices)




It is too expensive to buy, water, and maintain a tree 10.3% (10 choices)



I physically cannot manage to buy and plant a new tree 8.2% (8 choices)




I do not know what type of tree to plant 6.2% (6 choices)



I do not know where to buy a tree and/or I do not know how to properly plant it 3.1% (3 choices)



Other 12.4% (12 choices)



I have thought about removing one or more trees from my property because:

67/97 - Multiple choice - choose many - optional

Not applicable 40.2% (39 choices)



No answer 30.9% (30 choices)



I want to make space for other landscaping or improvements 5.2% (5 choices)



Trees require too much maintenance 2.1% (2 choices)




Trees block views I would like to keep open 2.1% (2 choices)



Trees take up space I would prefer to use for other activities 2.1% (2 choices)



I do not like the way the tree(s) look 1% (1 choice)



Other 18.6% (18 choices)



What is your gender identity or expression?

93/97 - Multiple choice - choose one - optional

Woman 48.5% (47 choices)



Man 27.8% (27 choices)



Prefer not to answer 15.5% (15 choices)




No answer 4.1% (4 choices)



Non-binary/Genderfluid 2.1% (2 choices)



Not Listed (please specify) 2.1% (2 choices)



How old are you?

78/97 - Multiple choice - choose one - optional

45 to 54 23.7% (23 choices)




No answer 19.6% (19 choices)



35 to 44 15.5% (15 choices)



65 or over 15.5% (15 choices)



Prefer not to answer 15.5% (15 choices)



25 to 34 9.3% (9 choices)



18 to 24 1% (1 choice)



Under 18 0% (0 choices)



How would you best describe yourself?

74/97 - Multiple choice - choose many - optional

White or Caucasian 47.4% (46 choices)



No answer 23.7% (23 choices)



Prefer not to answer 18.6% (18 choices)



Hispanic or Latino/a, Latine, or Latinx 5.2% (5 choices)




Two or more 3.1% (3 choices)



Asian or Asian American 2.1% (2 choices)



Black or African American 1% (1 choice)



American Indian or Alaska Native 0% (0 choices)



Native Hawaiian or Pacific Islander 0% (0 choices)



Not listed (please specify) 1% (1 choice)



What is your total household income before taxes?

75/97 - Multiple choice - choose one - optional

Prefer not to answer 24.7% (24 choices)



No answer 22.7% (22 choices)




\$200,000 or more 21.6% (21 choices)



\$100,000 – \$149,999 10.3% (10 choices)



\$150,000 – \$199,999 10.3% (10 choices)



\$50,000 – \$74,999 4.1% (4 choices)



\$75,000 – \$99,999 3.1% (3 choices)



Less than \$25,000 2.1% (2 choices)



\$25,000 – \$49,999 1% (1 choice)

